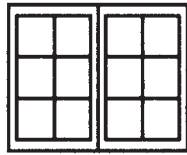




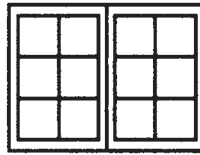
# Vinyl New Construction 2-Lite Slider & Basement Hopper Windows



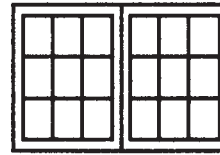
Unit Dimension	3'-5 1/2" 41 1/2"	3'-11 1/2" 47 1/2"	5'-1 1/2" 61 1/2"
<b>Rough Opening</b>	<b>3'-6"</b> 42"	<b>4'-0"</b> 48"	<b>5'-2"</b> 62"



3636 2LS



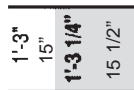
4036 2LS




5036 2LS

## Basement Hopper Windows

Unit Dimension	2'-8" 32"
<b>Rough Opening</b>	<b>2'-8 1/2"</b> 32 1/2"



2813 BH



2817 BH